



**SOFT GLOSS
MAXX 5
SPECIFICATIONS**

WASH BAY WIDTH

Minimum: Machine adjustments required to achieve this measurement	14' 6"
Operational Minimum	15' 2"
Recommended	16' 4"

WASH BAY HEIGHT

Minimum	11' 4"
Recommended	12' 0"

WASH BAY LENGTH

Minimum with or Without Onboard Dry	32' 9"
Minimum with Optional Track Extensions	34' 9"
Minimum with Slimline Dry (add 2' for track extensions)	37' 1"
Recommended with or Without Onboard Dry	34' 3"
Recommended with Optional Track Extensions	36' 3"
Recommended with Slimline Dry (add 2' for track extensions)	50' 1"

ACCEPTABLE VEHICLE WASH DIMENSIONS

Maximum Vehicle Height	84"
Maximum Vehicle Width	99"
Maximum Vehicle Length with Standard Tracks (add 2' for track extensions)	19' 0"

**A FULL SUITE OF
CUSTOM SOLUTIONS**

See what NCS can offer you in a tailored bundled solution today and experience the NCS difference. Contact your NCS representative at **833-627-9274** or visit us online at NCSWASH.com to see how we can help you maximize your profits today!

STANDARD FEATURES

- WASHBUILDER**
Now allows for 20-30% time savings on top wash packages. Customize the machine packages to fit your needs.
- CLEARCOAT**
Application ensures the vehicle's surface is protected.
- FOAMBRITE BRUSHES**
Gently clean the vehicle while the closed cell foam ensures no dirt is trapped.
- ALL-ALUMINUM FRAME**
Provides lasting strength and sturdiness.
- TREADLE-FREE**
Allows for an open bay for the customer.
- CHEMICAL INJECTION PANEL**
Ensures your cost-per-wash is maintained, all while applying the chemical in an even application to the vehicle's surface.



YOUR GARWASH EXPERT

**ABOVE
AND BEYOND
CLEAN.**

THE INDUSTRY'S MOST PROVEN
FIVE-BRUSH MACHINE



National Carwash Solutions | 1500 SE 37th Street, Grimes, IA 50111 | (800) 284-7956 | NCSWASH.com
NCS reserves the right to revise designs, make corrections, add or delete features and change specifications at any time without notice or obligation.



**SOFT GLOSS
MAXX 5**

PROFIT DRIVING ADD-ONS

Cleans 25% Faster with WashBuilder Technology

COLORWAVE




An add-on that pays for itself time and time again. This menu builder delivers a thick foam curtain that will visually set your wash apart from the competition and raise your average ticket in tighter bay spaces.

Designed to offer unparalleled quality and durability, the Ryko SoftGloss MAXX 5 will raise customer satisfaction and increase profits by up to 20%.




TOTAL SURFACE SEALANT



Rainshield or Ceramic Glaze can protect your customer's vehicle body and glass surfaces from corrosives, oxidation and UV rays while enhancing the look of the vehicle.

TRI-FOAM




Wow your customers with this luscious application of foam that immerses their vehicle to give them a sparkling exterior after breaking down all the dirt on the vehicle's surface.

LED LIGHTING PACKAGE



Drive customer loyalty and satisfaction with LED lights for a more colorful, engaging car wash—chevron directional lighting also allows for a safer wash.

WHEEL CLEANING



Increase the shine of your customers wheels with our CTAs and High Pressure wheel add-ons.

OTHER ADD-ONS AND ACCESSORIES:

- Dryers: On-Board and Off-Board Options
- Water Reclamation System
- Reverse Osmosis
- Bay Lighting
- Marketing Packages

Contact your NCS representative at **833-NCS-WASH** or visit us online at **NCSWASH.com** to see how we can help you maximize your car wash uptime.

